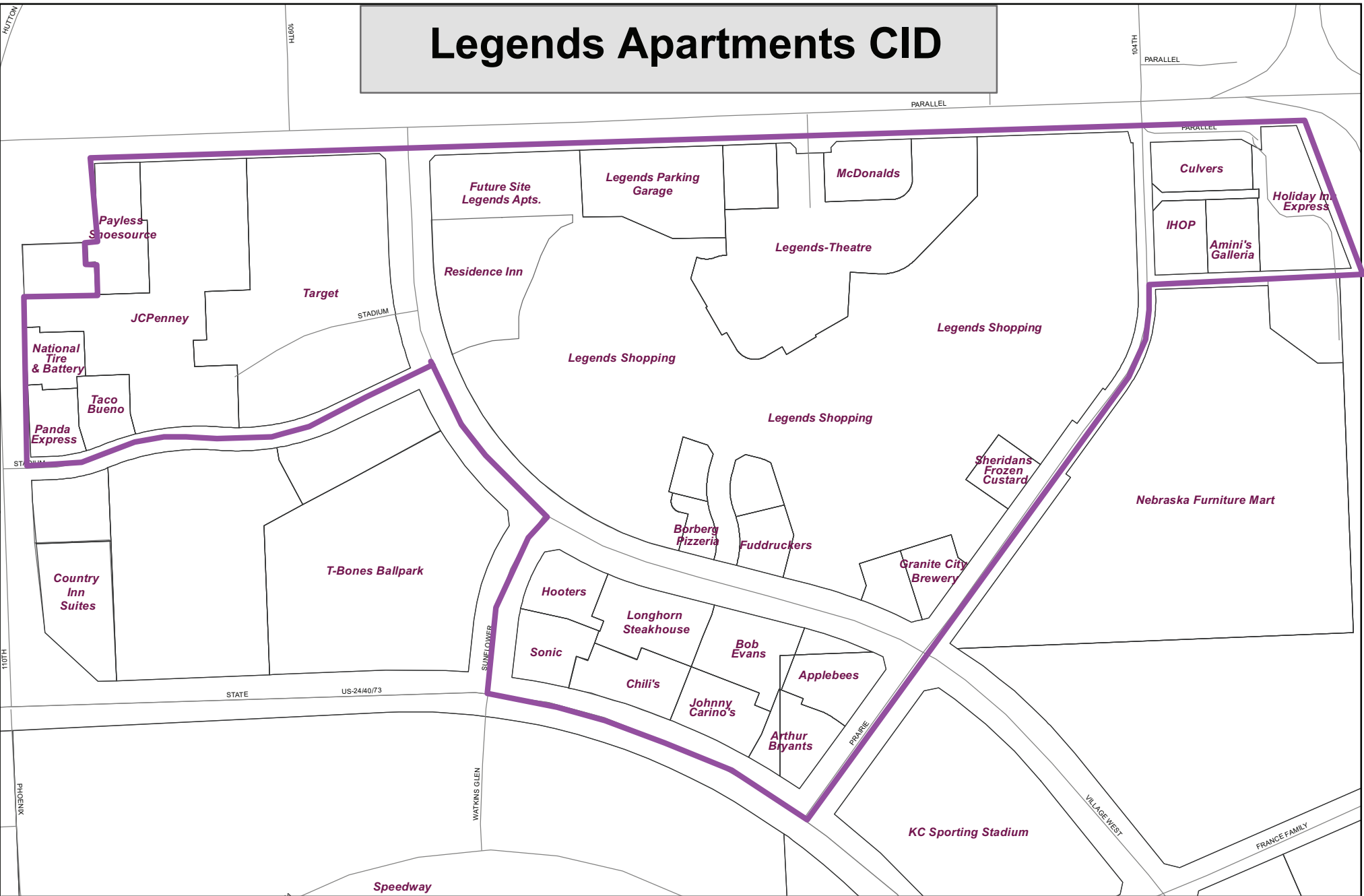



Historical Sales Legend's Existing TDD and Legends Apartments CID

Payment/Dist. Date	Legends TDD Sales			Additional Sales*	Legends Apt. CID	
	0.6% tax	# months	Retail Sales	(businesses in Legends Apt. CID)	Estimated CID Sales	Estimated CID Sales Tax
2006, Sept.-Dec.	\$257,398	4	\$42,899,657	\$37,434,478	\$80,334,135	\$482,005
2007	\$1,034,063	12	\$172,343,767	\$41,174,192	\$213,517,958	\$1,281,108
2008	\$1,092,163	12	\$182,027,127	\$38,588,924	\$220,616,050	\$1,323,696
2009	\$1,172,517	12	\$195,419,485	\$35,819,589	\$231,239,074	\$1,387,434
2010	\$1,068,989	12	\$178,164,863	\$34,240,006	\$212,404,869	\$1,274,429
2011	\$1,079,736	12	\$179,955,963	\$33,069,945	\$213,025,909	\$1,278,155
2012	\$1,343,128	12	\$223,854,652	\$34,612,323	\$258,466,975	\$1,550,802
2013	\$1,285,387	12	\$214,231,145	\$35,149,584	\$249,380,729	\$1,496,284
2014	\$1,317,883	12	\$219,647,150	\$36,619,878	\$256,267,028	\$1,537,602
2015	\$1,389,098	12	\$231,516,273	\$36,433,872	\$267,950,145	\$1,607,701
Total	\$11,040,360		\$1,840,060,082	\$363,142,792	\$2,203,202,873	\$13,219,217

*Additional Sales includes retailers added to the Legends Apt. CID less Country Inn & Suites, which is not in the CID district.

Legends Apartments CID



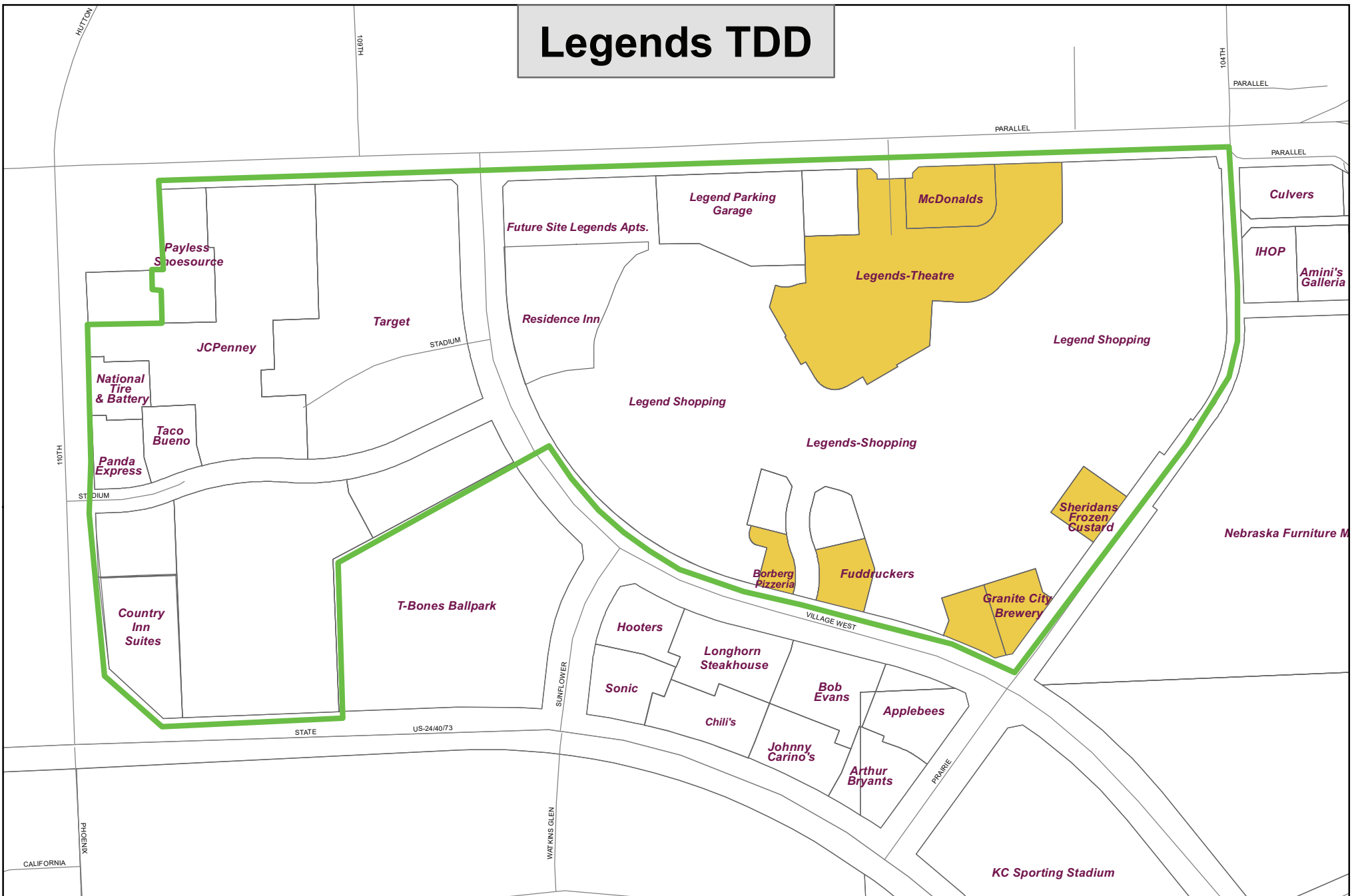
 Legends Apartments CID Boundary

250
Feet

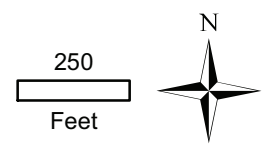


Note: CID boundary is approximate and should be used for general information purposes only.

Legends TDD



 Legends TDD Boundary  Not Included In Legends TDD



Note: CID boundary is approximate and should be used for general information purposes only.